

2 x 2 Recessed Direct/Indirect (RSDI)

GENERAL DESCRIPTION

An attractive 2x2 direct/indirect fluorescent fixture with side-mounted lamps and extremely fine fit and finish. The 2x2 SDI provides soft, balanced illumination for a contemporary appearance and comfortable light environment.

The housing and two lamp compartments are fully recessed above the ceiling plane, and there is no visible light source or apparent glare. The perforated baffles and curved reflector produce a combination of direct and indirect light, fully illuminating the fixture.

SPECIFICATIONS

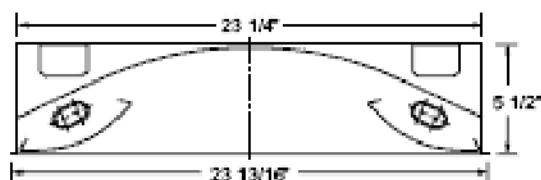
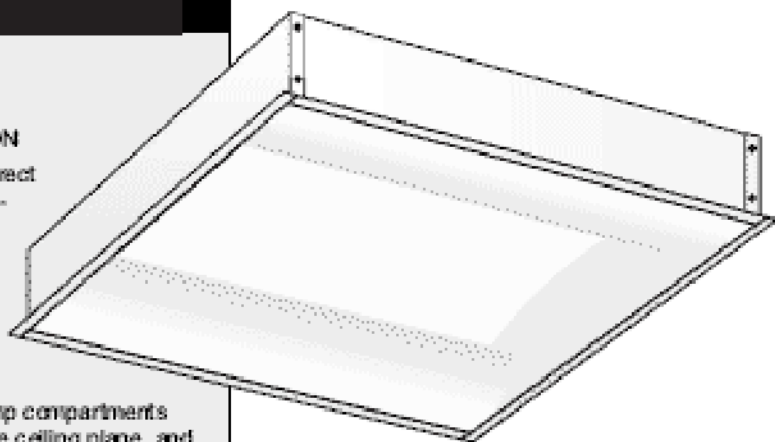
Housing: 20-gauge cold rolled steel.

Perforated Baffles: White perforated metal with white opal acrylic diffuser inlay. Release with retractable pins for fast relamping and maintenance.

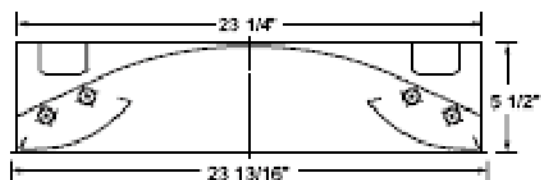
Lamps: (2) Biax, Dulux L or PL-L type with 2G11 bases, or (4) F14/T5 or F24/T5HO type.

Finish: Low gloss, high reflectivity powder coat finish. Pre-treated with iron phosphate for superior paint adhesion.

Mounting: Standard troffer mounting for easy installation in T-bar ceilings.



End View: 2x2 Side Direct/Indirect with Biax Lamps



End View: 2x2 Side Direct/Indirect with T5 Lamps

NOTES

Dimensions subject to change without notice.